

Digital Remote Monitoring and How it Changes Data Center Operations and Maintenance

White Paper 237

Revision 0

by Victor Avelar

Executive summary

Today's data center power and cooling infrastructure has roughly 3 times more data points / notifications than it did 10 years ago. Traditional data center remote monitoring services have been available for over 10 years but were not designed to support this amount of data monitoring and the associated alarms, let alone extract value from the data. This paper explains how seven trends are defining monitoring service requirements and how this will lead to improvements in data center operations and maintenance.

Introduction

Difference between traditional and digital

A key differentiator between these two types of remote monitoring comes down to the definition of online³ – “connected to a computer, a computer network, or the Internet”

Traditional remote monitoring is not an online service therefore it cannot provide real-time monitoring. Instead it relies on intermittent status updates (usually via email).

Digital remote monitoring is online and connected to a data center (usually through a gateway) which allows for real-time monitoring. In addition it uses IT services such as cloud storage and data analytics.

Data center digital remote monitoring services¹ have been around for over 10 years but older offline traditional services are limited compared to new digital² services available today (see **Table 1** for comparison). These new services incorporate technology such as cloud computing, analytics, and mobile apps.

Inside a data center today, a manager has no idea when they should replace a component in their UPS or cooling unit that is about to fail. In contrast, outside the data center, a driver gets an instant notification on their smart phone that their normal route is backed up 20 minutes with a recommended alternate route. This disparity has prompted us to look at how advancements and trends in IT are changing data center monitoring and, in turn, how digital remote monitoring will change data center operations and maintenance.

The general concept of monitoring today is widely understood and anyone with a fitness tracker, continuous glucose monitor, or a learning thermostat has had firsthand experience in how advances in IT have improved their lives. In particular, users benefit from immediate knowledge from their devices (e.g. calories burned, blood sugar level, etc.). However, most data centers today are not benefiting from **big data analytics** and **machine learning**. These and five other trends are poised to revolutionize how managers operate and maintain data centers.

This paper explains seven trends that are defining next-generation data center monitoring and its benefits. We describe the requirements to attain these benefits, and describe how data center operations and maintenance will evolve in the future.

Table 1
Comparison between traditional and digital remote monitoring

Function	Traditional remote monitoring	Digital remote monitoring
Online ³	No	Yes
Remote troubleshooting	Not typical	Common
Network operations center ⁴	Yes	Yes
Incident tracking	Not typical	Yes
Analytics	No	Yes
Mobile app with live data and notifications	No	Yes
Online chat	No	Yes
Real-time monitoring	No	Yes
Secure network connection	No network connection	Yes
Cloud-based storage	No	Yes
On duty status	No	Yes
Devices supported	Usually UPS	All SNMP devices

¹ APC traditional remote monitoring service have been available since 2000

² <http://esmararchitecture.com/key-concepts/business-it-digital-services.html>

³ <http://www.merriam-webster.com/dictionary/online>

⁴ Network operations center (NOC) is also referred to as a Service Bureau. It is the centralized function responsible for monitoring data centers.

Trends influencing monitoring

Monitoring services available 10 years ago were desktop-based, limited in data output, and largely reactionary (i.e. depended on humans to interpret what was wrong). Digital remote monitoring has resolved these limitations through technology, and over the next few years more limitations will be addressed by technology. We see seven technology trends that are influencing data center monitoring.

- Embedded system performance and cost improvements
- Cyber security
- Cloud computing
- Big data analytics
- Mobile computing
- Machine learning
- Automation for labor efficiency

We briefly describe these trends in this section and, in the next section, we describe the digital remote monitoring requirements needed to comprehend, mitigate, or take advantage of these trends.

Embedded system performance and cost improvements

Embedded systems are found in nearly all data center devices including cooling units, PDUs, UPS, chillers, etc. and basically control the operation of these devices. Without the outputs from these embedded systems, there would be nothing to monitor. Embedded systems have improved significantly over the years in terms of computing capability, data storage, communications, and pricing. This means data center devices today can provide much more data today than they could 10 years ago. We estimate that the total number of alarms and notifications available from power and cooling devices have increased over 300% over the last ten years. This increase comes from a combination of more sensors, more features, more algorithms, and higher sampling rates. The more data available, the more digital remote monitoring can infer helpful information from data center devices, as we describe later in the paper.

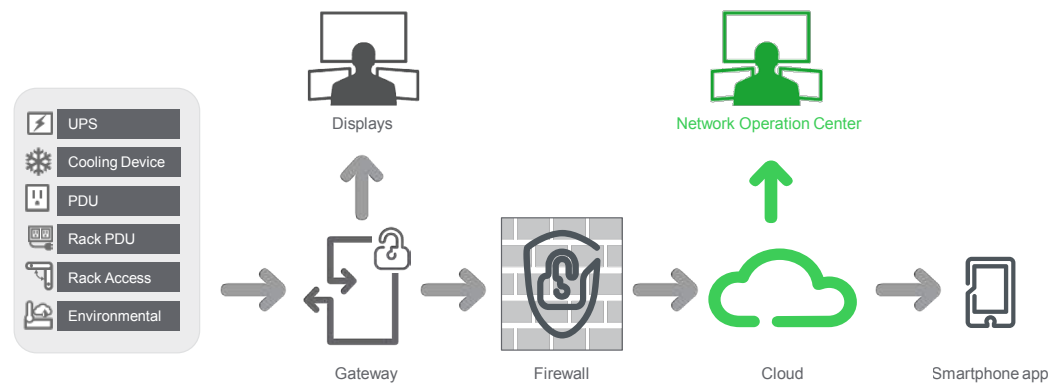
Cyber security

Cyber security is one of the biggest concerns⁵ among data center managers around the world. Not only are they concerned about IT equipment vulnerability, but also physical infrastructure equipment that has been exploited as “backdoors” into the IT network. Digital remote monitoring, as well as other cloud-based services, must comprehend cyber risks even before the product or service is created. Digital service providers need to demonstrate their secure development lifecycle (SDL) practices and policies. Ask for their SDL policy, and validate that the lifecycle includes phases that focus on training, security requirements, design, development (e.g. coding standards), verification, release, deployment, and response. In terms of architecture, there should be a single point of entry into your network using a gateway (usually software), and all devices communicate with the gateway. **Figure 1** illustrates a recommended digital remote monitoring architecture.

⁵ 2 of the Top 10 *Global (technology) Risks 2015* include: *Data fraud/theft and cyber attacks, cyber attacks among most likely high-impact risks* (World Economic Forum, Global Risks 2015)

There are several other factors that data center managers and security stakeholders must consider when evaluating a vendor and their digital remote monitoring service, therefore we discuss this topic further in White Paper 239, [Addressing Cyber Security Concerns of Data Center Remote Monitoring Platforms](#).

Figure 1
Recommended digital monitoring architecture



Cloud computing

[Cloud computing](#) is a highly scalable method of storing data and processing that data. Cloud computing is what enables digital remote monitoring services. IT services such as predictive analytics and machine learning can run on a cloud computing platform to further increase the value of data center monitoring.

Big data analytics

[Big data analytics](#) may seem far from the mainstream but it applies to activities performed today such as condition based maintenance (also referred to as predictive maintenance) for plane engines and predicting how many products manufacturers make for the holidays. A spreadsheet or database can only go so far to identify patterns in data. Big data analytics is required when⁶:

- data volumes increase (e.g. petabytes of data)
- data becomes unstructured (i.e. data variety like emails, free-form text fields, or trouble tickets)
- data is processed in real-time (this is known as velocity)

Mobile computing

Global use of mobile phones to access the internet has grown year over year for the last several years while access through desktops has decreased year over year⁷. This trend applies also to data center managers who are increasingly asked to do more with fewer resources. Mobile computing helps alleviate this burden by allowing managers to float between locations without being disconnected from daily operations.

⁶ https://en.wikipedia.org/wiki/Big_data

⁷ <http://gs.statcounter.com/#desktop+mobile+tablet-comparison-ww-yearly-2010-2016>

Machine learning

Machine learning is related to data analytics in that it uses data to make predictions but it's different in that it improves the model by using results from previous learning⁸. Machine learning can be used to drive an autonomous vehicle, recognize speech, recognize images, chose a Netflix movie, or accurately model the PUE of a very complex Goggle data center. In all of these examples, the driving, the recognition, etc. improves over time.

Automation for labor efficiency

Automation for labor efficiency is not a “hot” trend but it's particularly relevant to data center managers in an increasingly competitive business environment where they are being asked to do more with less. This is where automation through digital remote monitoring can help.

The first trend in the previous section (*Embedded system performance and cost improvements*), creates an overarching challenge for data centers. The amount of data to track is increasing, rapidly making it harder for data center managers to interpret what it means and take the right actions. This is unsustainable, especially when you operate a data center that's already understaffed. Some other challenges managers face include:

- A multitude of alarms from the same device when one alarm notification would have sufficed. This can actually cause alarm fatigue where the same repeated alarm will eventually be ignored due to human nature⁹.
- Each power and cooling device tends to have its own native management solution. This lack of a unified monitoring platform and standard architecture adds to operational complexity. A detriment to an understaffed data center.
- Calling customer support for help, dialing through a list of menus, waiting, getting someone who creates a trouble ticket but will likely have to escalate to resolve the problem.

A digital remote monitoring service that comprehends, mitigates, or takes advantage of the trends discussed above, can overcome these challenges and provide the following benefits. Digital remote monitoring requirements are provided for each benefit.

- Reduced downtime / lower mean time to repair
- Reduced operations overhead
- Lowered cost of maintenance and services
- Improved energy efficiency
- Scalability

Reduced downtime / lower mean time to repair

A review of downtime events typically reveals a series of state changes that collectively lead to downtime. In other words, a single failure event normally does not

⁸ <https://www.quora.com/What-is-the-difference-between-Data-Analytics-Data-Analysis-Data-Mining-Data-Science-Machine-Learning-and-Big-Data-1>

⁹ <https://medicineforreal.wordpress.com/2013/12/23/hear-no-evil/>

Digital monitoring benefits

result in downtime. The whole point of monitoring data centers is to reduce the risk of downtime by identifying and addressing a state change before others occur. In this context, digital remote monitoring services should meet the following requirements.

- Network operations center experts troubleshooting data center incidents should be screened and trained on cyber security. The more years of experience in offering digital remote monitoring, the more likely that an alarm, notification, or failure is resolved without causing downtime or making the problem worse. Experience in this case means that experts have learned through “near misses” over the course of their careers. Research in aviation and healthcare¹⁰ has shown that “near misses” are key to learning. Understanding and documenting why these incidents occurred reduce the risk of future errors.
- Documenting all incidents must be part of any digital remote monitoring system.
- The service should reduce break-fix resolution time through alarming, remote troubleshooting, and visibility into device lifecycle. This troubleshooting should be delivered by experts monitoring your data center 7x24.
- Experts monitoring your data center should have a list of data center contacts to call in the event of a critical event. Data center managers should be able to update this list at any time, ideally through a mobile app.
- Compatibility with third-party devices in a data center improves the situational awareness of domain experts in the NOC. Knowing the status of all devices improves the chances of solving or at least understanding a problem or potential problem.
- Predictive analytics and remote troubleshooting should be used to reduce the number of times you need a service person working on your equipment. It’s all too common to hear about technicians showing up multiple times either because they needed help, didn’t have the right expertise, or didn’t have the right part. By understanding the problem fully, field service engineers can come prepared with the correct parts and tools thereby increasing the likelihood that something is repaired on the first visit.

Reduced operations overhead

The following are requirements that allow a digital remote monitoring service to reduce operations overhead, leaving staff to focus on more important proactive tasks that add value to the business.

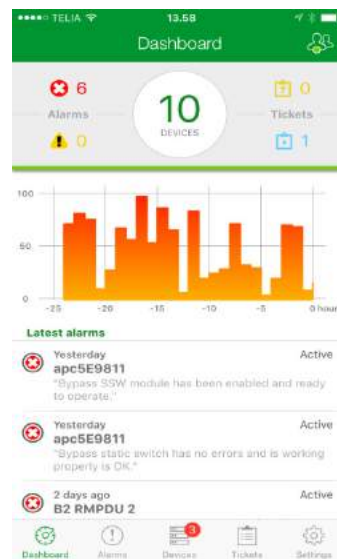
- Network operations center (**Figure 2**) staffed with the domain experts that support your data center(s).
- A mobile app (**Figure 3**) allows data center managers and administrators immediate access to data and the status of their data center from anywhere at any time (not to mention peace of mind). Most people carry their phone therefore it’s logical that it be the primary means of receiving information related to the health of your data center. Logging into a desktop (sometimes requiring VPN) to troubleshoot a problem is time consuming and inconvenient.
- Automatic trouble ticket generation should be provided through a mobile app. This can save a significant amount of time as it avoids tech support phone menus and explaining the same issue to multiple representatives. This aids significantly in reducing time to resolution. A related best practice is to track incidence via chats, messages, etc.

¹⁰R. P. Mahajan, [Critical incident reporting and learning](#), p. 69,

Figure 2
Example of a network operations center (NOC)



Figure 3
Example of a digital monitoring mobile app



- Online chat via mobile app as a means to collaborate with the team as well as to gain instant access to domain experts in the NOC
- Fast on-boarding means that in about 30 minutes you can install the gateway, auto discover devices, register the software, configure the smart phone app, and begin monitoring your data center.
- Manually entering devices to be monitored is time consuming and allows for human error. A digital remote monitoring system should auto-detect critical infrastructure devices using simple network management protocol (SNMP). Modbus TCP devices are not typically auto-detected because they need a device definition file (DDF). Gateways typically scan a range of IP addresses (user-specified), detect applicable devices, and present the data to the user.
- Event processing is similar to how hospitals triage patients. The most critical alarms are prioritized in terms of notifications and actions. This practice reduces the burden on the data center operators knowing that the NOC experts will notify and guide them during an event that triggers multiple alarms.
- Event correlation and root cause analysis evaluates multiple alarms and deduces possible causes and proposes possible solutions. This correlation process can be done by domain experts in a NOC or a combination of machine learning and experts. For example, one CRAH high temperature alarm may

not be an issue, but six alarms on the same chilled water loop is likely a problem with the root cause being a closed supply water valve.

- Alarm consolidation converts multiple alarms from the same device into a single incident. This practice avoids wasted time having to acknowledge multiple identical alarms. Furthermore, a workflow ticket should be automatically generated for this incident, to inform you of who is currently working on the issue, what's been done so far, and to track its progress and eventual resolution.
- Contextual alarms provide the user with useful information like its origin (e.g. data center X, data hall Y, rack 15C), who's involved, number of alarms generated, and what they should check. All this information should be communicated via mobile app without requiring a phone call.
- Anyone who has searched the web for an error message in hope of solving a problem has likely come across an online community where hundreds of users post both questions and answers to common problems. This form of "crowd sourcing" can save a significant amount of time in solving problems. All digital remote monitoring services should include their own online community.

Improved energy efficiency

The more devices being monitored, the better the opportunity to improve the data center efficiency. However, to make a useful inference about the data center efficiency, the UPS load (at a minimum) must be measured as a proxy for the total IT load. **Without knowing the IT load there is no basis upon which to assess an increase or decrease in power and cooling infrastructure.** For example, if chiller energy is trending upward, I won't know if it's due to a chiller problem or due to an increasing IT load. With this data, one can compare the power consumption of all the devices in the power and cooling paths and look for anomalies compared to the IT load. However, a more effective method for improving data center efficiency is to measure PUE and compare it to a PUE model in real time.

White Paper 154, [Electrical Efficiency Measurement for Data Centers](#) discusses how an energy efficiency model works and describes a system for continuous measurement while assessing the PUE against the model. When properly implemented, electrical efficiency trends can be reported, and alerts generated based on out-of-bounds conditions. Furthermore, an effective system can provide the ability to diagnose the sources of inefficiency and suggest corrective action. This model-based efficiency solution should also be continuously monitored by NOC personnel.

Scalability

Scalability is the ability for the digital remote monitoring system to accept additional devices, or nodes, to monitor. Depending on how these systems are designed, monitoring may be limited to a few thousand devices. Scalability isn't typically a problem for smaller data centers (e.g. 500kW IT load capacity) but is a serious problem for larger data centers. Some data centers can have hundreds of thousands of devices to monitor and require polling every few seconds, therefore, a digital remote monitoring system should be designed using a horizontally-scalable, cloud-based architecture. This means that as more devices are monitored, the cloud service automatically adds more compute nodes to handle the monitoring. Data center managers need to identify their requirements and then understand the capabilities and limitations across the various monitoring services being evaluated.

The evolution of data center operations and maintenance

Use of embedded sensors in clothing, in watches, and in other “wearables” will allow doctors to predict when you’re getting sick or when you are at risk of a heart attack, and numerous other insights. By analyzing fuel consumption data, an airline can adjust its flight procedures like the position of its control surfaces to improve fuel efficiency¹¹. These are examples of the “Internet of Things” (IoT), where devices communicate with each other, through a gateway, micro data center, and or a cloud data center, ultimately adding value to our lives and our businesses.

With this backdrop, it’s easier to see how data centers are fertile ground for improvements, made possible through the trends described in this paper and IoT in general. We see the following evolutions in operations and maintenance occurring over the coming years inside small and large data centers alike.

Evolution in operations

- Just like autonomous cars are believed to experience less car accidents due to human error, so too will data centers experience less downtime due to human error. Reduction in downtime will be accomplished primarily through machine learning. As more data is collected on causes of downtime or near misses, digital remote monitoring systems will be able to predict when a data center is at risk of a downtime event occurring and provide data center operators appropriate steps to avoid it.
- Data center efficiency will improve in two ways; more accurate device efficiency models and data center models. This accuracy will come as a result of data gathered from actual operation in different data centers, in different climates under different loads. The data center model, using machine learning, will eventually have enough data that it can suggest what cooling system settings will result in the lowest power consumption. As mentioned in the “Improved energy efficiency” subsection above, the data center model is also used to compare the predicted data center energy consumption with the actual consumption and alert data center operators when they deviate.
- When a data center manager receives a data center alarm, their mobile app will be able to tell them what steps they need to take to correct whatever is wrong. More complicated procedures may be done with augmented reality technology where the person wears a pair of special glasses and images appear instructing them on exactly what to do.
- Weather data (and perhaps electric utility data) will be used to suggest when a data center should switch to generator in anticipation of a power outage.

Evolutions in maintenance

- Traditional maintenance models charge customers for scheduled visits because manufacturers lack data and analytics to accurately predict when something will break or is running inefficiently. Data centers will move from calendar-based maintenance to condition based maintenance. This will also encourage device manufactures to use more sensors and algorithms that improve component failure prediction, improve contextual alarms, and ultimately reduce data center maintenance costs.
- Manufactures won’t need to rely on warrantee cards and phone calls to track component failures. Instead, they will rely on a data lake and analytics that will provide them with rich insights, not only on component failures in the field, but how to improve the reliability of future products. The most compelling and valuable part of this evolution for data center managers is the speed at which this

¹¹ Porter M., Heppelmann J., *How Smart, Connected Products Are Transforming Competition*, 2014, pg 4

will occur. Today it takes much too long for manufacturers to gather enough data, to recognize a problem, then to understand what’s causing it, and finally to find a way to fix it.

- The insights from field data and analytics will make field service visits more predictable. For example, there will be an increased likelihood that something is repaired on the first visit and lower risk of service defects (either during or after service is complete). Ultimately this translates into higher data center reliability and lower maintenance costs for data center managers.
- Everything that field service technicians do will be logged and correlated with what has happened. By collecting enough of this data manufacturers will know that when they have a series of particular events, happen in a particular order, that it means a given action and or parts are required. This will evolve into a digital remote monitoring service automatically dispatching a field service technician with the correct work order and spare parts.
- Traditionally you need at least two people to perform maintenance actions like running a generator test; one person reading the instructions and validating that they are performed correctly, a second one repeating the instructions and performing the action. With machine learning we may only need one person.

The value of the network

The term “[network effect](#)” gained widespread awareness during the rise of Facebook as a leading social network platform. The term basically means that as more people use a particular product or service, the more value users of that product or service will realize. The telephone is an often-used example of the network effect. If only one person in the world had a phone, there would be no value in it because they couldn’t talk to anyone else. But when millions of people have **and use** one, it becomes valuable. This is true of digital remote monitoring services.

If only one data center manager used a digital remote monitoring service like the one described in this paper, they wouldn’t get the value of data analytics and condition based maintenance. That value is attained very quickly as more data centers use the service and the collective data is analyzed to provide insights. For example, if 100,000 data centers used the service, a large percentage of these data centers are likely to have an air-cooled packaged chiller cooling architecture. With this amount of data, analytics could suggest changes to their cooling system and the estimated savings these changes will have on the energy bill.

Conclusion

Data centers are on a path to become more reliable and efficient through the use digital remote monitoring and condition based maintenance made possible through technologies like big data and machine learning. However, this can only happen with platforms that take advantage of the data constantly generated by the physical infrastructure in a data center. Data center operators should review the digital remote monitoring requirements provided in this paper as they begin to assess their own data center evolution.

About the author


Victor Avelar is the Director and Senior Research Analyst at Schneider Electric’s Data Center Science Center. He is responsible for data center design and operations research, and consults with clients on risk assessment and design practices to optimize the availability and efficiency of their data center environments. Victor holds a bachelor’s degree in mechanical engineering from Rensselaer Polytechnic Institute and an MBA from Babson College. He is a member of AFCOM.




 [Addressing Cyber Security Concerns of Data Center Remote Monitoring Platforms](#)
White Paper 239

 [Electrical Efficiency Measurement for Data Centers](#)
White Paper 154

 [Power and Cooling Capacity Management for Data Centers](#)
White Paper 150

 [Browse all white papers](#)
whitepapers.apc.com

 [Browse all TradeOff Tools™](#)
tools.apc.com

Contact us

For feedback and comments about the content of this white paper:

Data Center Science Center
dcsc@schneider-electric.com

If you are a customer and have questions specific to your data center project:

Contact your Schneider Electric representative at
www.apc.com/support/contact/index.cfm